



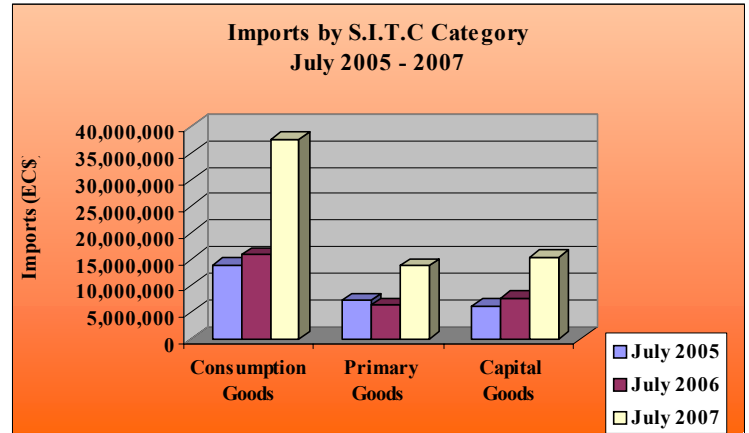
# Anguilla Government Statistics Department – July 2007

## International Merchandise Trade Statistics Summary

### OVERVIEW

Imports for the month of July totalled EC\$69.4 million, a 132.2% increase that more than doubled its corresponding July 2006 value. This increase was fuelled mainly by Consumption Goods which accounted for 56.7% of the total imports in July 2007. Total imports for the year up to the end of July 2007 were EC\$380.3 million, a 55.7% increase over the corresponding total figure in July 2006. There were increases in imports for all the S.I.T.C1 categories during July 2007. Consumption Goods, Capital and Primary Goods experienced increases that more than doubled their 2006 figure with 148.9%, 120.4% and 107.8% respectively.

Primary and Capital Goods contributed 20.0% and 23.3% respectively to the total import bill for July 2007.



<sup>1</sup> Standard Industrial Trade Classification

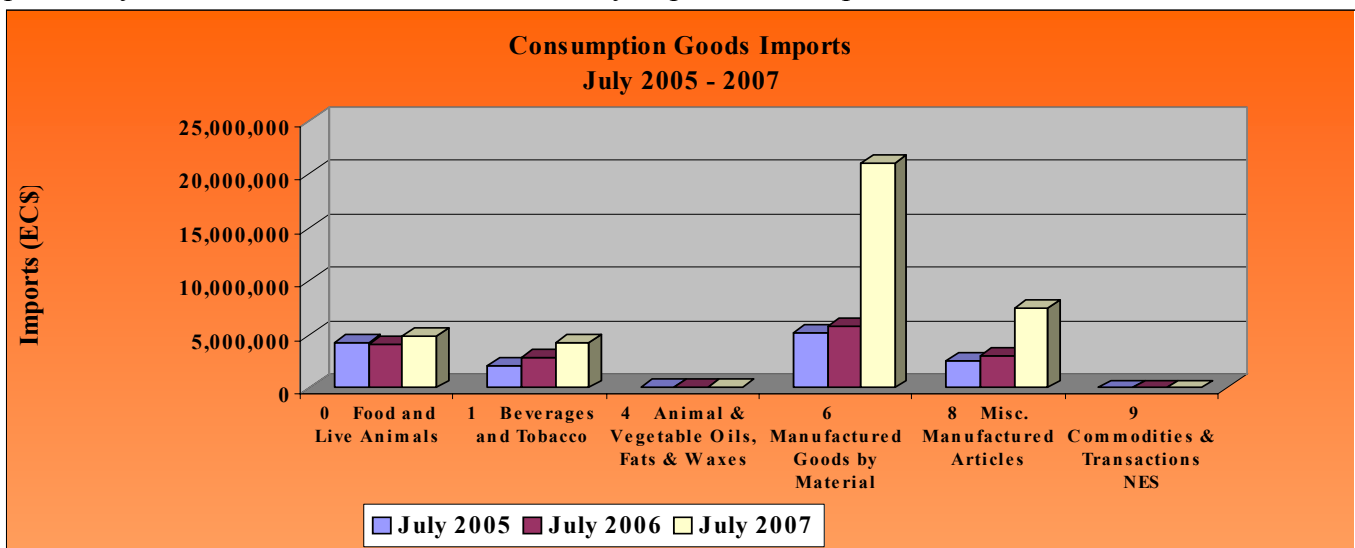
### CONSUMPTION GOODS

Consumption Goods accounted for EC\$39.3 million of the total import bill, with all its components, experiencing increases over their corresponding July 2006 figures.

The Manufactured Goods by Material component contributed the largest value and increase over its 2006 July figure. This component totalled a value of EC\$22.2 million which accounted for 56.4% of consumption goods with an increase of 282.8%, which more than tripled its corresponding July 2006 figure. This was due in part, to increases in imports of items used in building construction such as; blocks, stone, cement, plywood, steel etc which are currently in demand for use in the domestic and tourism sector.

During this period under review, imports within the component, Miscellaneous Manufactured Articles contributed the second largest value and increase to the Consumption Goods category, with a total value of EC\$7.7 million. This component experienced an increase of 158.0% over its corresponding 2006 figure, which more than doubled it. This import value accounted for 19.6% of Consumption Goods imports.

Also during this month a rare component, Commodities and Transactions NES for the first time in July and for the past few years contributed EC\$820 which barely impacted the import bill.

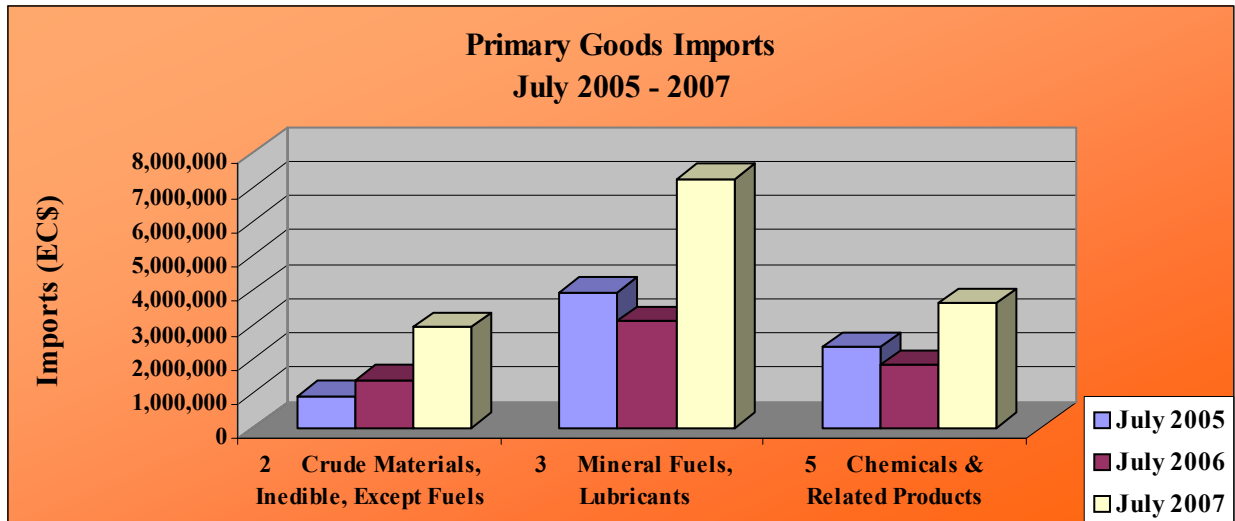


## PRIMARY GOODS

Primary Goods accounted for EC\$13.9 million of the total import bill, a 120.4% increase more than doubled its corresponding 2006 figure. The component Mineral Fuels and Lubricants accounted for 52.2% of Primary Goods import value and also experienced an increase of 134.5% more than doubled its July 2006 figure. This increase was fuelled mainly by the increased amounts of diesel oil, petroleum jelly and propane imported during this month.

Chemicals & Related Products contributed EC\$3.6 million or 26.2% of Primary Goods. This component experienced an increase of 99.3%, .7% away from doubling its corresponding July 2006 figure. This increase in value was in part due to the imports of paint, P.V.C pipes, mastics etc.

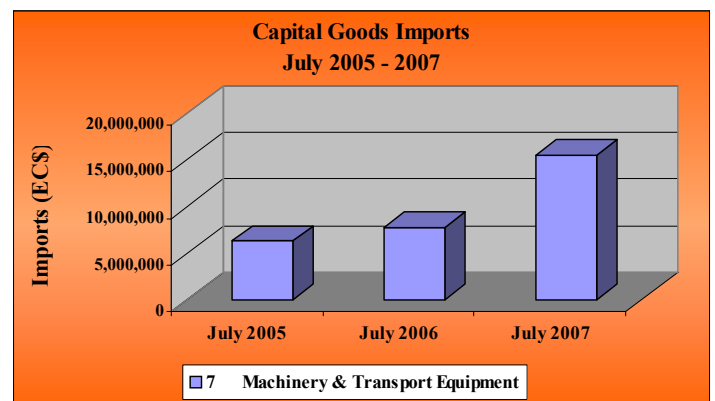
The component Crude Material, Inedible, except Fuels experienced the second largest increase of 116.8% in this category more than doubled its July 2006 figure. This increase was in part due to the importation of marble and pitch pine wood usually used in the finishing stages of construction and plants of the banana family.



## CAPITAL GOODS

Capital Goods accounted for EC\$16.2 million, 23.3% of the total import bill, with Machinery and Transport Equipment being the sole component in this category experiencing a 107.8% increase over its corresponding July 2006 figure.

Imports of vehicles and house appliances such as refrigerators, air conditioning units were some of the major contributors to the increase value in this component.



## EXPORTS

Exports which include re-exports and domestic exports for the month of July were EC\$1.0 million, a 19.8% increase over its July 2006 value. Domestic exports experienced an 11.5% decrease, totaling EC\$0.6 million in July 2007 as compared to EC\$0.7 million in July 2006.

Anguilla's balance of trade for July 2007 was in deficit of EC\$68.4 million, an increase of 135.4% when compared with the EC\$29.0 million in the same period in 2006.

### Imports by SITC July 2003 - 2007 (EC\$)

Category	Description	July 2003	July 2004	July 2005	July 2006	July 2007	% Change 07/06
Consumption Goods	0 Food and Live Animals	3,460,724	2,609,348	4,229,910	4,133,140	4,874,533	17.9%
	1 Beverages and Tobacco	1,307,884	1,444,890	2,023,353	2,782,623	4,431,971	59.3%
	4 Animal & Vegetable Oils, Fats & Waxes	68,524	63,461	59,667	101,620	130,574	28.5%
	6 Manufactured Goods by Material	2,395,463	3,786,411	5,121,869	5,787,870	22,157,136	282.8%
	8 Misc. Manufactured Articles	1,456,224	2,381,140	2,547,170	2,985,368	7,702,657	158.0%
	9 Commodities & Transactions NES	0	0	0	0	820	#DIV/0!
	<b>Sub total</b>	<b>8,688,819</b>	<b>10,285,250</b>	<b>13,981,969</b>	<b>15,790,621</b>	<b>39,297,691</b>	<b>148.9%</b>
Primary Goods	2 Crude Materials, Inedible, Except Fuels	368,220	701,486	945,682	1,381,248	2,994,280	116.8%
	3 Mineral Fuels, Lubricants	1,490,241	1,408,908	3,954,710	3,096,023	7,258,792	134.5%
	5 Chemicals & Related Products	1,037,441	1,873,134	2,355,552	1,830,315	3,647,796	99.3%
	<b>Sub-Total</b>	<b>2,895,902</b>	<b>3,983,528</b>	<b>7,255,944</b>	<b>6,307,586</b>	<b>13,900,868</b>	<b>120.4%</b>
Capital Goods	7 Machinery & Transport Equipment	4,816,206	6,126,900	6,272,473	7,773,863	16,151,611	107.8%
	<b>Total</b>	<b>16,400,927</b>	<b>20,395,678</b>	<b>27,510,386</b>	<b>29,872,070</b>	<b>69,350,170</b>	<b>132.2%</b>

### International Merchandise Trade Statistics (EC\$) July 2005 – 2007

	July 2005	July 2006	July 2007	% Change 07/06
<b>IMPORTS</b>	27,510,386	29,872,070	69,350,170	132.2
<b>EXPORTS</b>	3,104,363	830,132	994,273	19.8
<b>BALANCE (E-I)</b>	<b>(24,406,023)</b>	<b>(29,041,938)</b>	<b>(68,355,897)</b>	135.4

*This report along with other Trade Data, are available at the Government of Anguilla Statistics Department's website: <http://gov.ai/statistics/external.htm>*

STATISTICS DEPARTMENT – ANGUILLA  
 OLD COURT HOUSE BUILDING  
 P.O.BOX 60  
 THE VALLEY, ANGUILLA  
 BRITISH WEST INDIES  
 Telephone: 1-264-497-5731  
 Fax: 1-264-497-3986  
 Email: [statistics@gov.ai](mailto:statistics@gov.ai)